

Community College Survey of Student Engagement - Tulsa Community College (2019 Administration)
Frequency Distributions - Guided Pathways (6-20)





Breakout by Enrollment Status
 [Unweighted]

Item	Variable	Responses	Part-time		Full-time		Combined	
			Count	Percent	Count	Percent	Count	Percent
6. At this college, have you participated in one or more of the following activities to explore career interests?	COLLQ7048	Yes; I visited an employer or work site	25	5.8	58			

Community College Survey of Student Engagement - Tulsa Community College (2019 Administration)
Frequency Distributions - Guided Pathways (6-20)

Breakout by Enrollment Status
 [Unweighted]

Item	Variable	Responses	Part-time		Full-time		Combined	
			Count	Percent	Count	Percent	Count	Percent
10. Has a staff member at this college talked with you about the overall process for transferring to a four-year institution (application, financial aid)?	COLLQ7052	Yes	117	28.7	263	37.3	380	34.1
		I am not planning to transfer	59	14.5	78	11.1	137	12.3
		No	232	56.9	364	51.6	596	53.5



Community College Survey of Student Engagement - Tulsa Community College (2019 Administration)
Frequency Distributions - Guided Pathways (6-20)

Breakout by Enrollment Status
 [Unweighted]

Item	Variable	Responses	Part-time		Full-time		Combined	
			Count	Percent	Count	Percent	Count	Percent

19. During the current academic year at this college, how often have your instructors required you to participate in study groups?	COLLQ7061							
--	-----------	--	--	--	--	--	--	--

